

# BIOLOGICAL INDICATOR SPORE STRIPS

## For Monitoring Steam Sterilisation Processes

Excelsior Code: BS52306E

### Product Description

Biological indicator Spore Strips for monitoring steam processes consist of:

- An inoculated carrier, 6mm x 30mm thread of *Bacillus subtilis* (Cell Line 35021)
- Primary packaging in glassine envelopes

### Indications for Use

The Spore Strips are utilised to monitor Steam sterilisation process efficacy. *Bacillus subtilis* is typically used to monitor low temperature steam processes (100°C -120°C). The Spore Strips are labelled for industrial use only.

### Instructions for Use

Place Spore Strips (a minimum of 10 per exposure is recommended) inside representative materials to be sterilised. Package or wrap product as usual, if applicable.

Locate the test packages or Spore Strips in areas most difficult to sterilise, as outlined in your specific sterilisation validation protocol (usually four corners front, four corners rear, centre-centre and centre-top) or according to standard operating procedure. Run the cycle.

After sterilisation or exposure, remove Spore Strips or product from steriliser

Aseptically transfer the Spore Strip from the primary packaging and transfer to 10-15 mL of Soybean Casein Digest Broth (SCDB).

Transfer one Spore Strip which has not been exposed in a sterilisation process as a Positive Control.

**Incubation:** At least one unused tube of culture medium from the same lot should be incubated with the test series as a Negative Control. Place the cultured Spore Strips, the Positive Control and the Negative Control in an incubator set at 30°C to 35°C.

Spore Strips cultured in SCDB should be incubated for a minimum of 7 days or per a validated reduced incubation period.

**Monitoring:** Examine the Spore Strips daily during incubation. Record observations.



### Interpretation:

Tubes which demonstrate turbidity with cream coloured sediment are considered positive for growth of *Bacillus subtilis*. Tubes which remain clear and without sediment are considered negative for growth.

For unexpected positives, it is recommended that a Gram stain be performed. Gram positive rods are indicative for the indicator organism.

Positive Control: Tube should demonstrate turbidity and cream coloured sediment or demonstrate a colour transition from Red to Yellow where modified media has been utilised. If the Positive Control does not result in growth, the exposure is considered invalid. Check the conditions during incubation and verify the capability of the medium to support growth.

Negative Control: Tube of media should remain clear and Red in where modified medium was utilised. If the Negative Control results in growth, there is a potential for false positives

### Physical Properties

Process	Steam
Strip Dimensions	6mm x 30 mm
Glassine Dimensions	30mm x 38mm
Packaging	100 / Pack

### Monitoring Frequency

For greatest control of sterilised goods it is recommended that a minimum of ten (10) Spore Strips be included with every load.

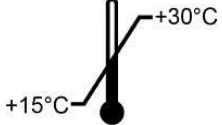





### Performance Characteristics

Population	$\geq 1.0 \times 10^6$ per Strip
Purity	No evidence of contamination present in sufficient numbers to adversely affect the finished product.
Steam Resistance	$D$ value at $110^\circ\text{C} \pm 0.5^\circ\text{C}$ $\geq 1.0$ minute
Post Market Criteria	Population: 50% to 300% of certified population $D$ value: $\pm 20\%$ of the certified $D$ value

## Compliance

ISO 11138-1 Sterilization of health care products – Biological Indicators- Part 1: General Requirements

Excelsior Scientific has a validated method for Total Viable Spore Count. Please inquire for the Technical data sheet entitled “Population Verification for Biological Indicator Strips” to ensure consistent methodologies when performing verification testing.

	15°C to 30°C		Keep away from sunlight
	20% to 80% relative humidity		Keep Dry
Shelf Life	24 months from the date of manufacture		Protect from heat and radioactive sources
	Short excursions outside the range of temperature and relative humidity recommended will not impact the performance of the Spore Strips. Do not use damaged Spore Strips. Do not use after the expiration date. The Spore Strips contain live cultures and should be handled with care.		

## Storage and Shelf Life

### Disposal

Autoclave for not less than 30 minutes at 121°C or per other validated disposal cycle prior to discard.

For additional product information:  
Please visit us at  
[www.excelsiorscientific.com](http://www.excelsiorscientific.com)  
Email us at [sales@excelsiorscientific.com](mailto:sales@excelsiorscientific.com)