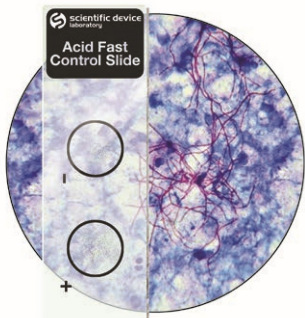




Control  
your staining QUALITY

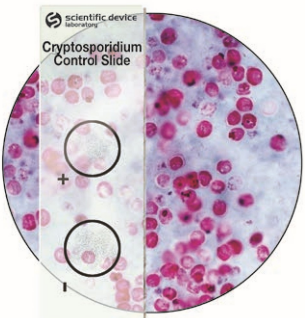
Control  
your BUDGET

## QC Slides... full library at the most competitive pricing.



### Acid Fast Stain Control Slides Cat # 351

- Simulates clinical sputum smear, appropriate background material in both positive & negative wells
- Eliminate the need to maintain your own cultures
- Use with Kinyoun, Modified Auramine O, or other fluorescent techniques
- Available in boxes of 10 slides or 50 slides



### Cryptosporidium Control Slides Cat # 370

- Many typical organisms on each slide
- Use for both Cryptosporidia & Nocardia
- Both positive & negative wells
- Use with Acri-Flour or Crypto Kinyoun Standard Stain Sets
- Available in boxes of 10 slides



### Giemsa/Wright Control Slides for Malaria Cat # 430

- Eliminate time & effort to maintain your own cultures
- Rare slide for *Plasmodium* sps. testing
- Contains red blood cells infected with *Babesia* sps.
- Available in boxes of 10 slides

*continued on next page*

### *Save Money*

Priced significantly lower than alternative brands!

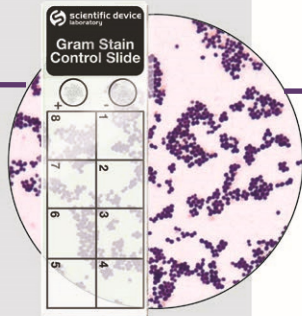
### *Save Time*

Eliminate time and effort of maintaining your own cultures.

Convenient standing orders available.

Standardize your procedures.

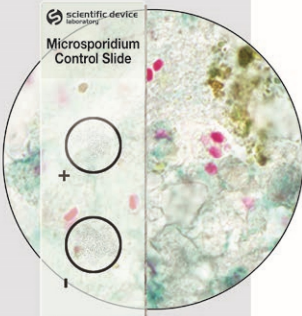
*For more information see the catalog on our website.*



## QC Slides *continued*

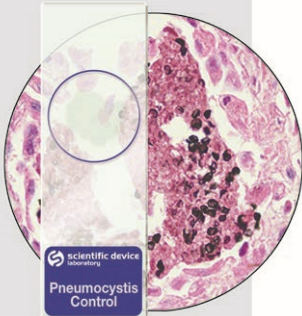
### Gram Stain Control Slides Cat # 360

- Allows clinical smears on the same slide with controls
- Many typical organisms on each slide
- Available in boxes of 10 slides or 50 slides



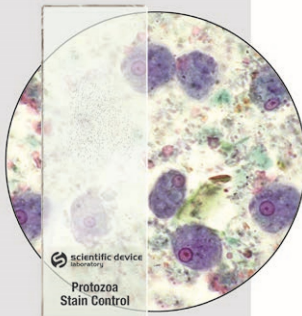
### Microsporidia Control Slides Cat # 369

- Fixed & ready to use
- Contains entire family of Microsporidia organisms
- Negative smear included on each slide
- 1 Modified Trichrome stained slide, 9 unstained control slides
- Available in boxes of 10 slides



### Pneumocystis Stain Control Slides Cat # 356

- Many organisms in homogenate of lung tissue
- NOT for use with current monoclonal antibody fluorescent assays
- Available in boxes of 10 slides



### Protozoa Stain Control Slides Cat # 354

- Mixture of common clinical protozoa in PVA
- Ideal for control of Trichrome or Hematoxylin staining
- Available in boxes of 10 slides or 25 slides

also available: **Iron Control Slides** for histology procedures

See our website for a complete listing of quality stains:

- Acrid-Fluor
- AFB Stain/Kinyoun Stain
- Cryptosporidium Kinyoun Stain
- Microsporidia Kit-Modified Trichrome
- Modified Auramine O
- StainQuick Microsporidia Trichrome Stain
- StainQuick Trichrome
- Snap n' Stain for Iron Staining Kit