

Applications:

- Antimicrobial Effectiveness Testing
- Preservative Efficacy Testing
- Applications requiring a high CFU concentration

Package Details:

- 20 quantitated lyophilized microorganism pellets
- 10 vials of hydrating fluid (2 ml in each vial)
- Illustrated Instructions

Highlights:

- Delivers 1.0×10^5 to 1.0×10^6 CFU per ml of product tested
- Refrigerated storage is easy and economical
- Online Certificate of Analysis provides detailed strain information
- Authentic, traceable strains at four passages (or fewer) from reference culture – meets USP/Ph. Eur./JP requirements
- Technical Support experts available for guidance

Available in all compendial strains!

- **0392-PEC** *Aspergillus brasiliensis*
derived from ATCC® 16404™*
- **0486-PEC** *Bacillus subtilis* subsp. *spizizenii*
derived from ATCC® 6633™*
- **0443-PEC** *Candida albicans*
derived from ATCC® 10231™*
- **0483-PEC** *Escherichia coli*
derived from ATCC® 8739™*

- **0581-PEC** *Escherichia coli*
derived from NCIMB 8545
- **0484-PEC** *Pseudomonas aeruginosa*
derived from ATCC® 9027™*
- **0485-PEC** *Staphylococcus aureus* subsp. *aureus*
derived from ATCC® 6538™*

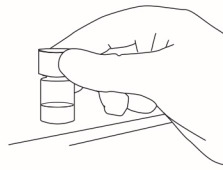
1

Remove the vial of lyophilized pellets from refrigerated storage (2°C–8°C). Allow the materials to equilibrate to room temperature (about 30 minutes) before opening the vial.



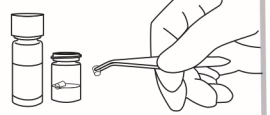
2

While the pellets are equilibrating, prewarm the hydrating fluid to 34°C–38°C (at least 30 minutes).



3

With a sterile forceps, transfer 2 pellets into the 2 ml vial of hydrating fluid. Do not remove the desiccant from vial. Immediately stopper and recap the pellet vial, and return the remaining lyophilized material to refrigerated storage 2°C–8°C.



4

Immediately recap the vial with the hydrated material and place into a 34°C–38°C incubator for 30 minutes to ensure complete hydration.



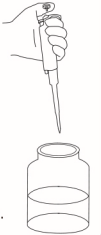
5

Immediately following incubation, vortex the hydrated material until pellets have completely dissolved and suspension is homogeneous. Charcoal particles, which may be visible in the hydrated suspension, will not compromise the challenge microorganism.



6

With a sterile pipette transfer a volume of hydrated suspension equal to 0.5% to 1.0% of the volume of the product being challenged. A 0.5% to 1.0% addition of microorganisms will automatically result in a concentration of 1.0E+05 to 1.0E+06 CFU per ml of product.



7

Proceed with the test according to laboratory protocol. The challenge must be completed within 30 minutes of hydration. Discard any remaining hydrated material in accordance with the laboratory protocol for disposal of biohazard materials.

 **Microbiologics**®

Not intended for clinical use

ATCC Licensed Derivative

* The ATCC Licensed Derivative Emblem, the ATCC Licensed Derivative word mark, and the ATCC catalog marks are trademarks of ATCC. Microbiologics, Inc. is licensed to use these trademarks and to sell products derived from ATCC® cultures.